

Description

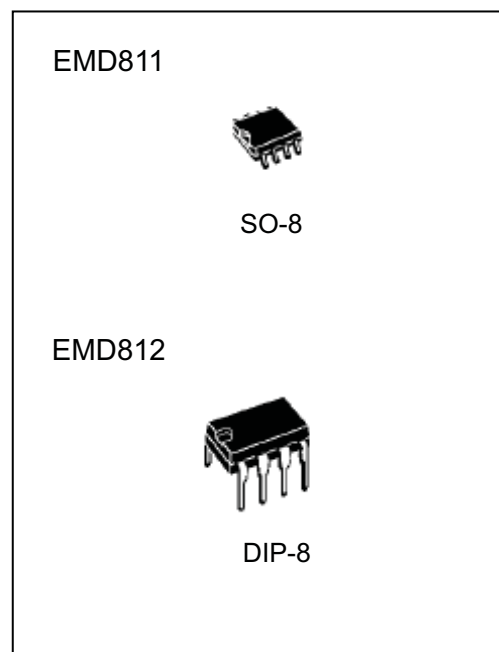
MX series are monolithic integrated circuit designed for driving bi-directional DC motor, it is suitable for the loading motor of driver for Toys application. It has two pins of logic inputs for controlling the direction as forward and reverse.

Features

- Built-in element to absorb a dash current derived from changing motor direction.
- Stable motor direction change.
- Interface with CMOS devices.
- Low standby current. (<1μA)

Applications

- Low current DC motor such as Audio equipment.
- Toys Application.

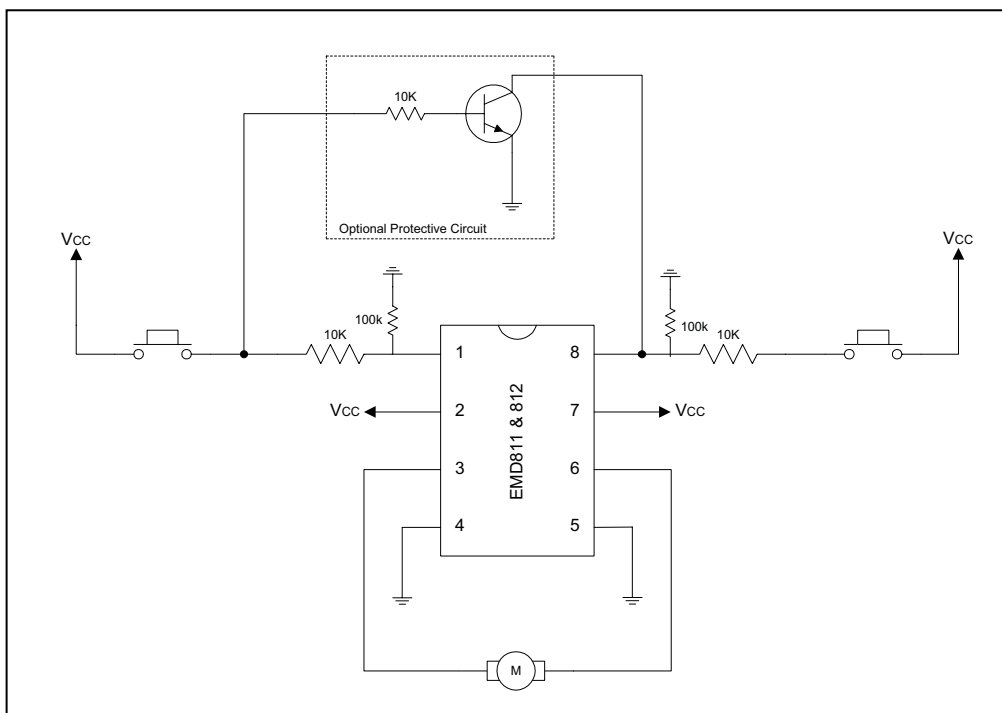


Absolute Maximum Rating (T_a = 25°C)

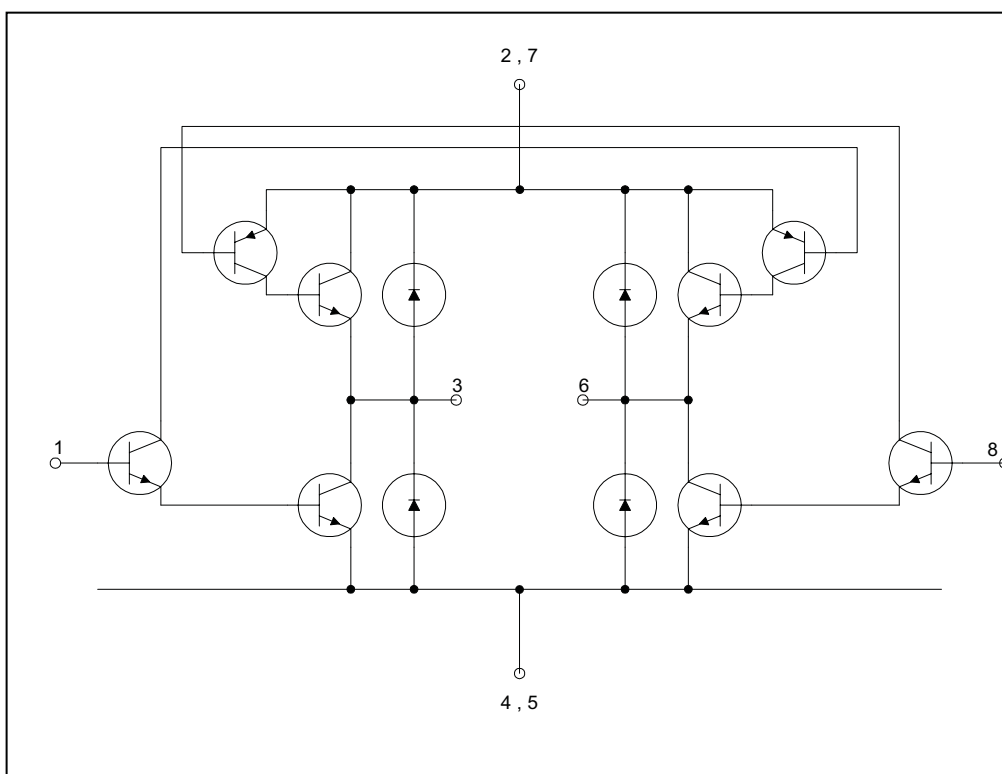
TEST		SYMBOL	CONDITION	RATING	UNIT
Standby Current		I _{QC}	0 ~ 12	< 1	μA
Operation Voltage		V _{CC}	$\frac{V_o}{V_{cc}} \geq \sqrt{\frac{1}{2}}$	3 ~ 12	V
Output Current (Continue)	EMD811	I _C	Input Current = 6mA	650	mA
	EMD812		Input Current = 10mA	1	A
*Peak Current	EMD811	I _P	V _{CC} = 12V	2	A
	EMD812			3.5	
Power Dissipation	EMD811	P _D		1.5	W
	EMD812			2.4	
Operation Temperature		T _{opr}		-25 ~ +100	°C
Storage Temperature		T _{stg}		-55 ~ +125	°C

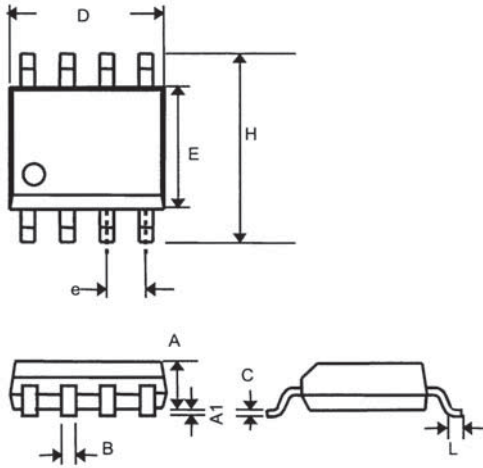
* Input Pulse : PW = 1s, Duty Cycle = 10%

Application Circuit

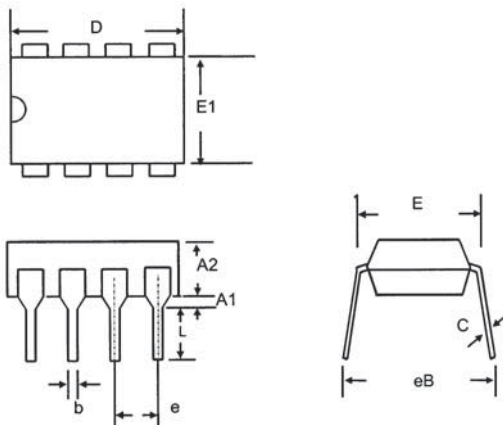


Equivalent Circuit



8 Lead Plastic SO (Unit: mm)

SYMBOL	MIN.	MAX.
A	1.35	1.75
A1	0.10	0.25
B	0.33	0.51
C	0.19	0.25
D	4.80	5.00
E	3.80	4.00
e	1.27 (TYP.)	
H	5.80	6.20
L	0.40	0.27

8 Lead Plastic Dip (Unit: mm)

SYMBOL	MIN.	MAX.
A1	0.381	—
A2	2.92	4.96
b	0.35	0.56
C	0.20	0.36
D	9.01	10.16
E	7.62	8.26
E1	6.09	7.12
e	2.54 (TYP.)	
eB	—	10.92
L	2.92	3.81